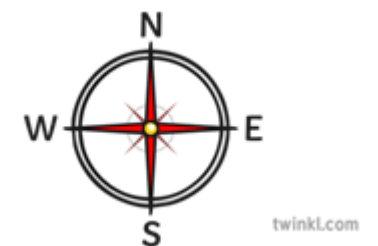
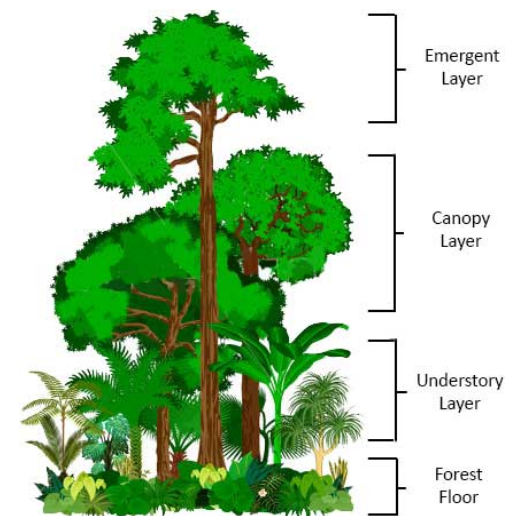



The Rainforest

Year 2 Spring 2

	Prior Knowledge	New Knowledge	Future Knowledge
Geography	Can name and locate the world's seven continents and can start to name the five oceans. Can name and locate the four countries of the United Kingdom. Can recognise similarities and differences between our local area compared to other areas of the UK. (Y1)	Can name and locate the seven continents and five oceans. Can name, locate and identify the characteristics of the four countries and capital cities of the United Kingdom and its surrounding seas. Can start to understand the geographical similarities and differences by studying a small area of the UK and comparing it to a small area of a contrasting non-European country (the Rainforest).	Can name and locate counties and cities of the UK, geographical regions and their identifying human and physical characteristics key topographical features (including hills, mountains, coasts and rivers). Can start to name some of the countries and major cities in Europe. Can recognise geographical similarities and differences through the study of human and physical geography of different regions of the UK. (Y3) Can confidently recognise the geographical similarities and differences through the study of human and physical geography of different regions of the UK and different regions of the world. (Y3-6)
Art & Design	Pablo Picasso Artist Study: To explore powder paint mixing procedure Know how to outline an area to infill. Choose appropriate brush to suit purpose. Know how to outline an area to colour and then infill. (Y1)	Henri Rousseau Artist Study: To understand that paint takes time to dry before adding detail. To name colours- matching to the environment (e.g. leaf green) To select different brushes for texture and detail. Introduce 'tints' by adding white and black to make lighter and darker.	Andy Warhol Artist Study: Investigate different media creating different tones (light and dark) explore in a range of media not just pencils. Know how to draw a face with simple knowledge of proportions. To select different brushes for texture and detail. (Y2)

Key Questions	Key Individuals	Key Vocabulary
What are the names of the seven continents & five oceans of the world, and the four countries of the UK? What are the layers of the rainforest called? How is the rainforest different from our local area? What does deforestation mean? What can be done to help protect the rainforest?	Christopher Coloumbus (1451-1506) the explorer who is credited for discovering the Americas, leading to its colonisation. Ferdinand Magellan (1480–1521) a Portuguese explorer who is credited with masterminding the first expedition to circumnavigate the world.	Rainforest - an area of tall, mostly evergreen trees and a high amount of rainfall. Canopy - made up of the overlapping branches and leaves of rainforest trees, it may be over 30m above the ground. Most plant and animal life is not found on the forest floor, but in the leafy world known as the canopy. Deforestation - the cutting down of forests or groups of trees which is then turned into non-forest use. Conservation - the protection of things found in nature. It requires the sensible use of all Earth's natural resources: water, soil, minerals, wildlife, and forests.



Year 2 will be exploring the topic: 'The Rainforest'. This unit of work will have a specific focus on developing the children's knowledge, skills and understanding in Geography.

Maths	English	Home
<p><u>Consolidation of Multiplication and Division from Spring 1</u></p> <p><u>REVISIT - Addition and Subtraction</u></p> <ul style="list-style-type: none"> • Revisit and consolidation: Number bonds to 10 and 20 • Recall and use addition and subtraction facts to 20 fluently, and derive and use related facts. • Add and subtract numbers using concrete objects, pictorial representations, and mentally, including: a two-digit number and ones; a two-digit number and tens; two two-digit numbers; adding three one-digit numbers <p><u>Fractions</u></p> <ul style="list-style-type: none"> • Recognise, find, name and write fractions $\frac{1}{3}$, $\frac{1}{4}$, $\frac{2}{4}$ and $\frac{3}{4}$ of a lengths, shape, set of objects or quantity • Write simple fractions, for example $\frac{1}{2}$ of 6 = 3 and recognise the equivalence of $\frac{2}{4}$ and $\frac{1}{2}$ 	<p>We will be studying: <i>You're Safe With Me</i> by Chitra Soundar and Poonam Mistry</p> <p>Genre</p> <p><u>Narrative</u></p> <ul style="list-style-type: none"> • Predict what the story is going to be about by looking at an illustration from the story • Thinking about the characters thoughts and feelings as the story changes • Using the correct punctuation (capital letters, full stops and question marks) • Retelling the story using a story map • Re-writing my own version of the story with extra detail • Writing in the first person – retelling the story from the characters point of view • Evaluate my writing with my teacher <p><u>Letter</u></p> <ul style="list-style-type: none"> • Using the correct layout of a letter including the address • Explaining my opinion 	<p>Families can support learning in the following ways:</p> <ul style="list-style-type: none"> • Accessing weekly home learning tasks via Google Classroom • Supporting the development of times tables skills via regular practice on Times Tables Rock Stars • Reading daily at home • Practise handwriting and spelling commonly used words in a sentence. • Find out about a rainforest and the plants and animals that live there. • Practice writing sentences using capital letters and full stops. • When reading stories at home, talk about how the characters are feeling and why they feel this way, ask deeper questions. • Practice counting forwards and backwards to 100 in 1s, 2s, 5s and 10s. • Practice number bonds to 10 and 20. • Look at how other numbers can be broken down into parts e.g. 25 can be made with 20 and 5 or 19 and 6, 18 and 5 etc... • Looking at capacity, mass labels on objects around the home, compare and order them